


PVQA Block of the Month—April 2025: Economy Block



The economy block, also called “square in a square,” is constructed with minimal or no waste; hence: “economy.” For this project the squares are a bit oversized to allow you to trim the block to size.

Each block is comprised of a center square, four half-squares around that in a diamond pattern, and four half squares around those. The unfinished block will measure 8½”.

Cut

- **Color 1** (green batik) One 4½" square
- **Color 2** (light green print) Two 4¼" squares
- **Color 3** (green w/gold swirls) Two 5½" squares



Instructions

Step One


1. Cut the squares of Color 2 in half along the diagonal to make four triangles.



2. Center the long sides of two of the triangles on the top and bottom of the Color 1 square. Sew the triangles to the square, with right sides facing each other, using a scant ¼" seam.




3. Press the seams toward the triangles. Trim the excess to the edges of the center square.



4. Center the long sides of two of the remaining Color 2 triangles on the sides of the Color 1 square. Sew the triangles to the square, with right sides facing each other, using a scant $\frac{1}{4}$ " seam.



5. Press the seams toward the triangles. Trim the excess so that your square measures $6\frac{1}{4}$ ". You should now have a unit that looks like the diagram below.



Step Two

1. Repeat the same process for Color 3:
 - a. Cut the squares in half along the diagonal to make four triangles.
 - b. Center the long sides of two of the triangles on the top and bottom of the unit from Step One. Sew the triangles to the square, with right sides facing each other, using a scant $\frac{1}{4}$ " seam.
 - c. Press the seams toward the triangles. Trim the excess to the edges of the unit.
 - d. Center the remaining Color 3 triangles on the sides of the unit. Sew the triangles to the square.
 - e. Press the seams toward the triangles. Square up your block so that it measures $8\frac{1}{2}$ ", taking care to leave $\frac{1}{4}$ " around the points of the diamond so they won't be cut off.

Fabrics used (all provided):

- Green floral batik
- **Dimples** by Gail Kessler for Andover Fabrics, Pattern 1867 V7
- **Chromacity** by Robert Kaufman, design #22136